

PLUG-IN

DESIGN GUIDE BY NEAT STUDIO

- PREVIEW PACKAGE -


No.01

growing spaces



**You don't redesign your life.
You plug into it.**



A hand with a pearl ring is drawing a floor plan in a spiral notebook with a white marker. The drawing shows a rectangular room with several smaller rectangular areas inside, representing furniture or fixtures. The background is a blurred desk with a laptop.

Designing a child's room often starts with objects –
a bed, a desk, storage.
But rooms evolve as children grow.

This guide focuses on the foundations that allow
a space to adapt rather than constantly being
replaced.

It brings together spatial principles, material
thinking, and a curated selection of objects that
support a calm and flexible environment.

HOW TO USE THIS GUIDE

The selections and principles are meant to support existing spaces – not replace them.

Most elements here are intended to plug into what you already have.

Start with foundations

Colours, light, and materials shape the space before furniture ever does.

Think in layers

Some decisions are long-term, others can change as the space grows.

Use this as a reference

Come back to it when choices feel unclear or when the room needs to adapt.

This guide is here to support what matters now – and holds up over time.



LAYOUT LOGIC

As children's rooms combine multiple uses at once, consider the following principles.

1. DEFINE ZONES CLEARLY

Clear zoning supports orientation and reduces visual noise. Each function should have a defined place within the room.

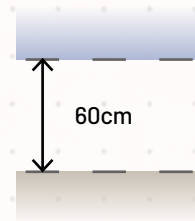
Differentiate zones by function:

- sleep
- focus
- play
- store



2. CIRCULATION

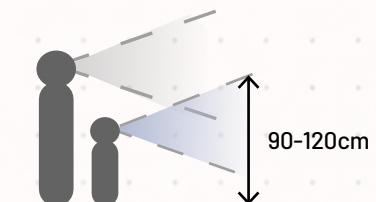
Maintain a clear corridor between zones to preserve movement flow and visual calm. Allow at least 60-70 cm of clear circulation width between key zones.



3. DESIGN FOR A LOWER EYE-LEVEL

Lowering focal points creates independence and visual coherence.

- Adult eye-level: approx. 150-160 cm
- Child eye-level: approx. 90-120 cm
- Items within child's reach: 80-110 cm



STORAGE

Storage works best when it is easy to understand and easy to access. Overly complex systems tend to be underused.

Open storage supports independence, especially for everyday items. Closed storage helps contain visual noise. A considered balance of both works best.

HEIGHT INSIGHT

Frequently used items should sit between 40-120 cm from floor level.
Higher storage can be reserved for seasonal or less-used objects.

Storage should support the room without becoming its focus. Whenever possible, integrate it into the architecture – built-in, aligned, and visually calm. What remains visible should be intentional. Everything else can be quietly stored away.

DEPTH PLANNING

30-35 cm depth is often sufficient for books and toys.
Deeper storage encourages clutter and reduces visibility.

 Indicates sustainable material choices. Full details in the complete guide.




Pear Braided Storage
ferm Living




Paper Pulp Boxes
ferm Living



Woven Basket
SANDJORD, IKEA



Colourful Crate System
HAY



Reclaimed-wood shelf Tilo
Bloomingville



Box with lid
SMARRA, IKEA



Wall book shelves
H&M Home



Pouf with storage
Bloomingville

ROOM STUDY 01 - CALM BASE



ROOM STUDY 01 - CALM BASE

Why it works

- A limited, tonal palette keeps the room cohesive and visually quiet.
- Rounded edges and soft forms – seen in the bed, lighting and accessories – reduce visual sharpness and support a calmer atmosphere.
- Natural materials such as wood, cork and woven fibres introduce warmth without adding colour complexity.
- Layered lighting combines ambient (pendant), focused (wall light) and dimmed (night light) sources, supporting different moments of use.
- Open, accessible storage encourages independence while keeping everyday items within reach.

This approach creates a room that feels composed from the start, yet remains flexible as the child's needs evolve.

FROM LOGIC TO SPACE

What you see is the framework.
The full guide translates it into decisions.

here's more

NEED A BESPOKE EYE?

Every space carries its own character.

If you need a more specific direction, I am here to help.

Andrea Smedova

NEAT design studio
Architecture • Interiors • Consulting

